

Fuel / Water Hose Routing

Precautions

Precautions for Fuel / Water Hose Routing

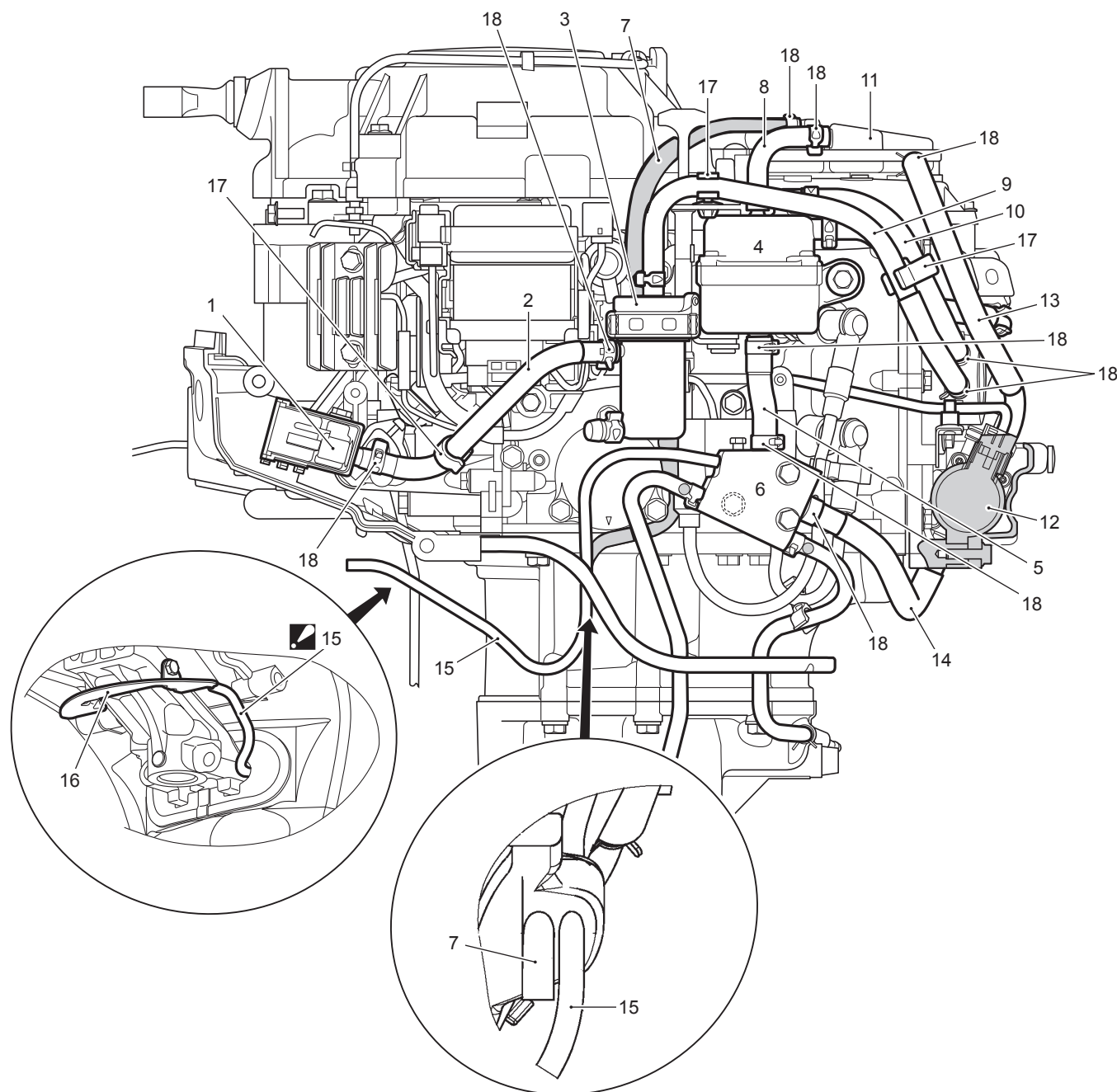
CENDK1114200001

Refer to "General Precautions" in Section 00 (Page 00-1) and "Precautions on Fuel System Service" in Section 1G (Page 1G-1).

Schematic and Routing Diagram

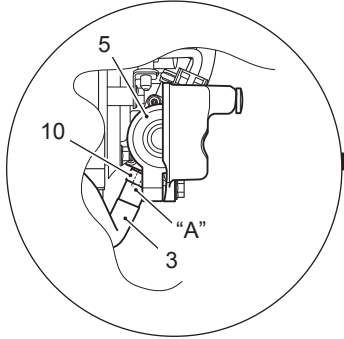
Fuel Hose Routing

CENDK111420001



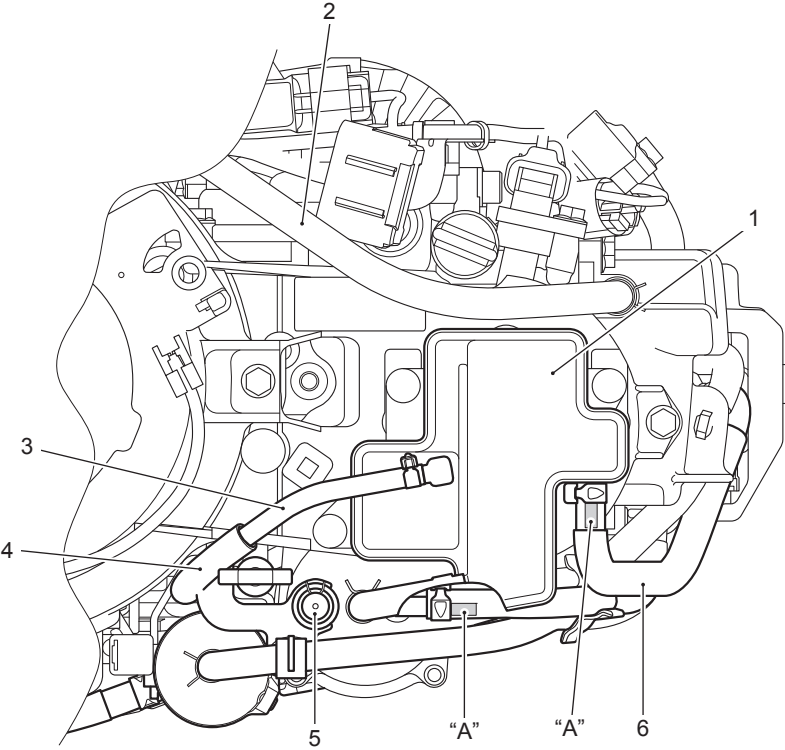
IDK111420001-03

1. Fuel connector	10. Fuel hose (Low pressure fuel pump to fuel vapor separator)
2. Fuel hose (Connector to fuel filter)	11. Evaporation chamber
3. Fuel filter	12. High pressure fuel pump
4. Fuel vapor separator	13. Fuel hose (High pressure fuel pump to evaporation chamber)
5. Fuel hose (Fuel vapor separator to fuel cooler)	14. Fuel hose (Fuel cooler to high pressure fuel pump)
6. Fuel cooler	15. Fuel drain hose : Insert the drain hose end into the steering adjuster plate as shown figure.
7. Evaporation hose	16. Steering adjuster plate
8. Fuel hose (Fuel vapor separator to evaporation chamber)	17. Clamp
9. Fuel hose (Fuel filter to low pressure fuel pump)	18. Clamp (Clip)



IDK111420002-02

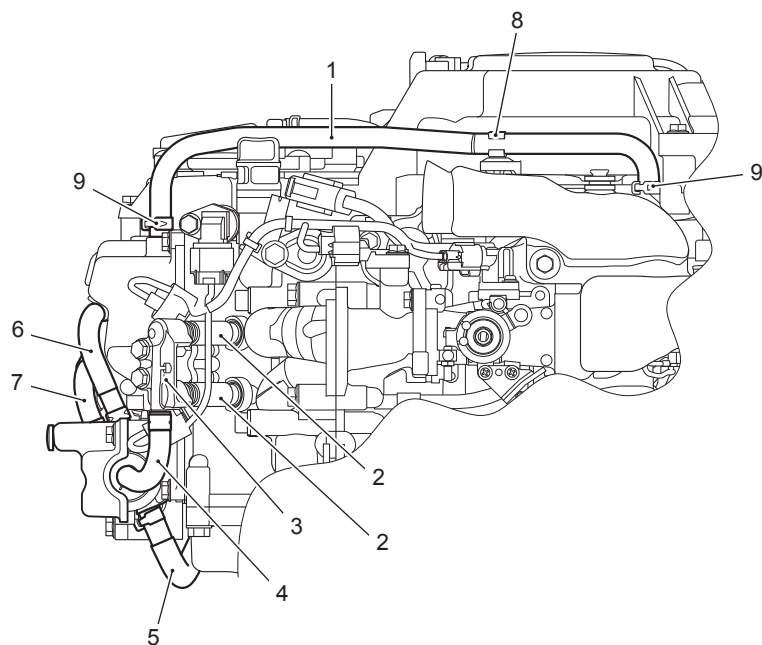
1. Breather hose	7. Fuel hose (Low pressure fuel pump to fuel vapor separator)
2. Fuel hose (High pressure fuel pump to fuel delivery pipe)	8. Fuel hose (Fuel filter to low pressure fuel pump)
3. Fuel hose (Fuel cooler to high pressure fuel pump)	9. Clamp
4. Fuel cooler	10. Clamp (Clip)
5. High pressure fuel pump	"A": White marking
6. Fuel hose (High pressure fuel pump to evaporation chamber)	"B": Yellow marking



IDK111420003-01

1. Evaporation chamber	4. Hose protector	"A": White marking
2. Breather hose	5. Cap	
3. Evaporation hose	6. Fuel hose (High pressure fuel pump to evaporation chamber)	

4B-4 Fuel / Water Hose Routing:

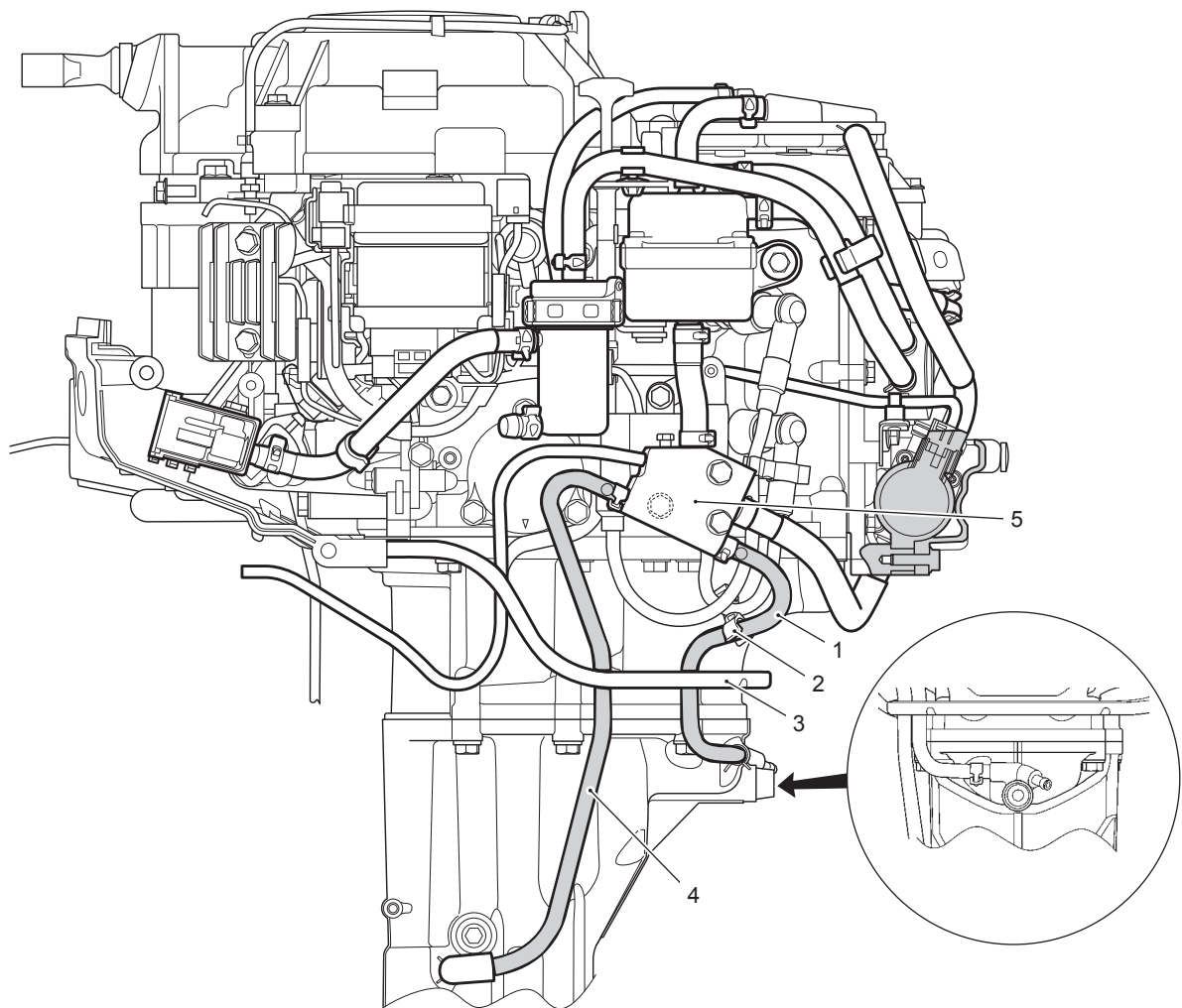


IDK111420004-01

1. Breather hose	4. Fuel hose (High pressure fuel pump to fuel delivery pipe)	7. Fuel hose (High pressure fuel pump to evaporation chamber)
2. Fuel injector	5. Fuel hose (Fuel cooler to high pressure fuel pump)	8. Clamp
3. Fuel delivery pipe	6. Fuel hose (High pressure fuel pump to fuel vapor separator)	9. Clamp (Clip)

Water Hose Routing

CENDK1114202002



IDK111420005-02

1. Water hose (Fuel cooler to housing)	3. Side cover seal	5. Fuel cooler
2. Clamp	4. Water hose (housing to fuel cooler)	

