

S Vacuum Pump with W Motor Installation Instructions



Dometic Sanitation Corporation

13128 State Rt. 226, P.O. Box 38

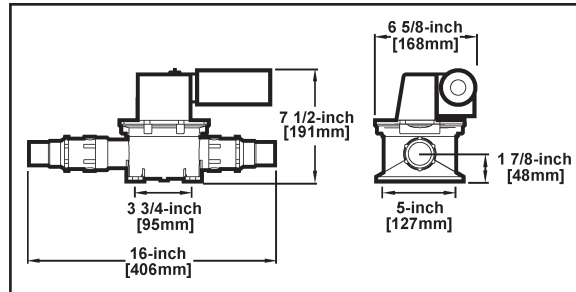
Big Prairie, OH 44611-0038 USA

330-496-3211

1-800-321-9886 • Fax: 330-496-3097

® Registered; ™ Trademark of Dometic Corporation
© Dometic Corporation

Dimensional Specifications



Electrical Specifications

Model	Volts (DC)	Avg. Amp Draw	GPH	Fuse/Breaker	Wire Size	Weight
SW12	12	6	230	10 Amp	12-14 Ga.	8 Lbs.
SW24	24	3	230	5 Amp	14-16 Ga.	8 Lbs.

IMPORTANT NOTICE

VacuFlush® sanitation systems must be installed according to Dometic's recommended procedures. Do not attempt installation without first contacting a SeaLand Product certified dealer or Dometic Corporation.

Before mounting the pump, you must consider the following:

1. Vacuum pump must be mounted horizontally only.
2. The pump can be mounted from 2 to 15 feet from the vacuum tank. The maximum distance is 15 feet.
3. Mount vacuum pump at same level or lower than vacuum tank outlet. Do not mount vacuum pump higher than the vacuum tank outlet.
4. The maximum head pressure on the discharge of the pump must not exceed 6 feet.

Note: Two-toilet systems require a vacuum pump and vacuum tank for each toilet. It provides the benefit of a totally redundant operating toilet in case of failure in one toilet. Two pumps greatly reduce hose runs and system complexity.

Installing the pump:

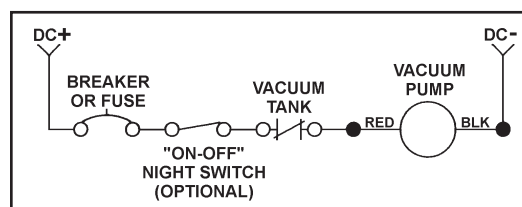
1. Make sure the vacuum pump is properly located before proceeding. Place the vacuum pump on the surface to be mounted. Position as needed. Using a center punch, mark the four slotted holes in the pump feet. Remove pump.
2. Using a 3/16-inch drill bit, drill the four mounting holes. Use a #14 wood screw to secure pump.
3. The flow direction is indicated on the pump body.

Stainless steel wall mounting bracket is available as optional accessory – P/N 341505.

Wiring the pump:

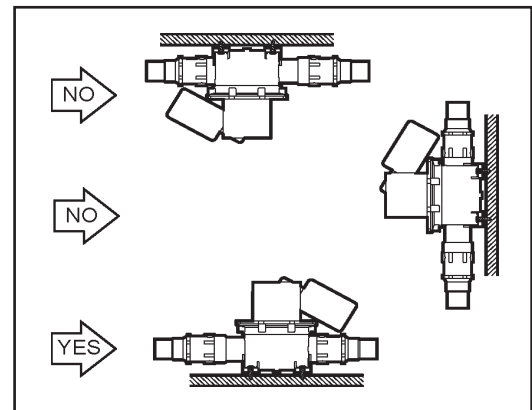
Wire the S-series pump as shown in the wiring diagram. Use multistranded copper wire. Proper fuse or circuit breaker size is extremely important for pump and wire protection (see chart above). Overfusing this pump will result in warranty invalidation.

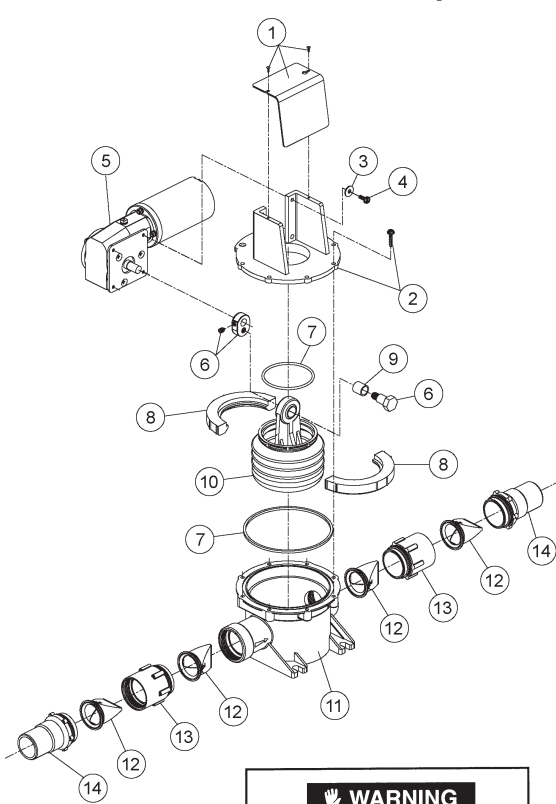
Electrical schematic also shows installation of optional "night switch".



WARNING

Pump starts automatically. Turn off power before servicing.



S-Series Vacuum Pump		Item	Part No.	Description
 <div data-bbox="402 951 686 1047" style="border: 1px solid black; padding: 5px; margin-top: 10px;"> <p>WARNING</p> <p>Pump starts automatically. Turn off power before servicing.</p> </div>		1	385640239	Pump Cover Kit
		2	385311225	Pump Top Kit (with screw fasteners)
		3	600344087	Washer, #10 x 5/8", SS
		4	600342332	Hex Head Screw, #10-32 x 1/2", SS
		5	385311065	W Motor Replacement Kit, 12 VDC
		6	385311066	W Motor Replacement Kit, 24 VDC
		7	385310644	Eccentric Kit (with fastener screw and bolt)
		8	385310151	O-Ring Replacement Kit
		9	385311226	Bellows Clamp Kit
		10	385310242	Bellows Bushing
		11	385230980	Bellows Assembly (includes item 9)
		12	600341504	Pump Body
		13	385310076	1 1/2" Duckbill Valve Kit (2)
		14	600347801	Valve Adapter
		14	600347800	Valve Nipple
		<p>*Note: When reassembling pump, tighten screws (included in item 2) to 20±2lbs., or until snug. Over-tightening will cause holes to strip.</p>		

MANUFACTURER'S LIMITED WARRANTY

Dometic warrants, to the original purchaser only, that this vacuum pump, if used for personal, family or household-like purposes, is free from defects in material and workmanship for a period of one (1) year from the date of purchase.

If this Dometic product is placed in commercial or business use, it will be warranted, to the original purchaser only, to be free of defects in material and workmanship for a period of ninety (90) days from the date of purchase.

Dometic reserves the right to replace or repair any part of this product that proves, upon inspection by Dometic, to be defective in material or workmanship. All labor and transportation costs or charges incidental to warranty service are to be borne by the purchaser-user.

EXCLUSIONS

IN NO EVENT SHALL **DOMETIC** BE LIABLE FOR INCIDENTAL OR CONSEQUENTIAL DAMAGES, FOR DAMAGES RESULTING FROM IMPROPER INSTALLATION, OR FOR DAMAGES CAUSED BY NEGLIGENCE, ABUSE, ALTERATION, OR USE OF UNAUTHORIZED COMPONENTS. ALL IMPLIED WARRANTIES, INCLUDING ANY IMPLIED WARRANTY OF MERCHANTABILITY OR FITNESS FOR ANY PARTICULAR PURPOSE, ARE LIMITED TO A PERIOD OF ONE (1) YEAR FROM DATE OF PURCHASE.

IMPLIED WARRANTIES

No person is authorized to change, add to, or create any warranty or obligation other than that set forth herein.

Implied warranties, including those of merchantability and fitness for a particular purpose, are limited to one (1) year from the date of purchase for products used for personal, family or household-like purposes, and ninety (90) days from the date of purchase for products placed in commercial or business use.

OTHER RIGHTS

Some states do not allow limitations on the duration of an implied warranty, and some states do not allow exclusions or limitations regarding incidental or consequential damages; so, the above limitations may not apply to you. This warranty gives you specific legal rights, and you may have other rights which vary from state to state.

To obtain warranty service, first contact your local dealer from whom you purchased this product.